

**Documentation** **Rolltrailer**  
**RT 40' / 120 ton**

**A 5362-5**


**Customer**

**Grimaldi Group**  
**Via M. Campodisola**  
**80133 Napoli**  
**Italy**

**Content**

- 1 CE CONFORMITY DECLARATION**
- 2 SPECIFICATION**
- 3 RESIDUAL RISK**
- 4 OPERATING INSTRUCTIONS**
- 5 SERVICE MANUAL**
- 6 LOAD DIAGRAM**
- 7 SPARE PART LIST**

## 1 CE CONFORMITY DECLARATION

<b>Transport Systems Seacom AG</b> Neuhausen, Schweiz	
<b>EG-Konformitätserklärung</b> <b>EC Declaration of Conformity</b>	
im Sinne der EG-Richtlinie Maschinen 98/37/EG, Anhang II A <i>in the sense of EC directive on machines 98/37/EEC, annex II A</i>	
Produktbezeichnung: <i>Product:</i>	<b>Rolltrailer RT 40' / 120 ton</b>
Nummer: <i>Number:</i>	<b>A 5362 -5 -01 up to -50</b>
Hersteller: <i>Manufacturer:</i>	Transport Systems Seacom AG Berbiceweg 5 CH-8212 Neuhausen
Der Hersteller deklariert, dass das bezeichnete Produkt in Übereinstimmung mit folgender Richtlinie entwickelt, konstruiert und gefertigt wurde: <i>The manufacturer declares that the above mentioned product is developed, designed and manufactured according to:</i>	EG-Maschinen Richtlinien (98/37/EG)
Folgende harmonisierte Normen sind angewandt: <i>The following national standards, directives and specifications have been applied:</i>	DIN EN 287-1 (Prüfung von Schweißern, Schmelzschweissen, Teil 1: Stähle) DIN EN 292 (Sicherheit von Maschinen, Grundbegriffe, allgemeine Gestaltungsleitsätze)
Folgende nationale Normen, Richtlinien und Spezifikationen sind angewandt: <i>The following national standards, directives and specification have been applied:</i>	VBG 36
<b>Seacom Trailer Systems GmbH</b>  Böblinger Str. 29 71229 Leonberg Tel. +49-7152-90169-0 <b>Seacom</b> Fax +49-7152-90169-20 Dirk Althammer Transport Systems Seacom AG Neuhausen	
Neuhausen, 02 <sup>th</sup> March 2008	Deklaration Seite Page 1/1

**2 SPECIFICATION**

Platform length		12.265 mm
Platform width		3.000 mm
Rear overhang		3.500 mm
Platform height	front / rear	ca. 780 / 850 mm
Max. payload		120 ton
Tare weight		ca. 10,8 ton
Platform cover	raised pattern plate	5 mm
Load axle line		2 x 50 ton
Fifth wheel load incl. gooseneck		34 ton
No. of oscillating axles		2 in 2 Axle lines
No. of wheels		8 pcs.
Max speed	loaded empty	6 km/h 16 km/h
Tyres	Rubber solid tyre	28x16x22 Zoll
Lashing	2 + 5 + 5 +2	total 14 pcs
D-ring	2 + 4 + 4 +2	total 12 pcs
Stanchion pockets	8 per long side	total 16 pcs
Painting		1K
	Top coating	RAL 3011

### 3 RESIDUAL RISK

**Danger**

**Danger of getting crushed during coupling and uncoupling or operation.** Persons standing between tractor and trailer during coupling and uncoupling or operation might seriously get crushed.

**Before coupling and uncoupling, make sure that nobody is standing within the danger area.**

**Warning!**

**Danger when driving over gradients.**

Travelling on gradients involves the risk of slipping and tilting, especially when

- trailer is loaded to maximum capacity
- load has a high centre of gravity
- uneven and/or slippery road surface
- high speed
- sudden braking or speeding up
- travelling across slopes

**Travel only on routes sufficiently paved.**

**On gradients only travel at reduced speed and with utmost attention.**

**Lift the fifth wheel of tractor not more than necessary to achieve sufficient ground clearance under the trailer front leg.**

**Observe the maximum permissible payloads.**

**Warning!**

**Danger of getting crushed when working under lifted trailer.**

**Always put strong supports under a lifted trailer before you start any work under the trailer.**

**Warning!**

**Risk of injuries because of incorrect operation.**

Incorrect operation may cause personal and material damages.

**Follow all indications stated in these operating instructions concerning operation, inspection and maintenance. In case of doubt always consult experts or your supplier.**

## 4 OPERATING INSTRUCTIONS

### Loading

The Rolltrailer may only be loaded up to the specified payload. The load must be equally distributed over the covered platform area.

### Operation

The rolltrailer can only be moved by special trucks with an elevating fifth wheel coupling, capacity 34 t and minimum lifting height 880 mm, using a suitable detachable gooseneck with a capacity of 34 tons.

- Do not transport persons

### Coupling

- Reverse the truck with the gooseneck completely lowered, directing the gooseneck toe into the coupling mouth of the rolltrailer
- Then lift the fifth wheel coupling. The rolltrailer will be coupled
- Make sure that the gooseneck-brackets are firmly engaged with the hooks of the trailer
- Lift until front support of trailer has sufficient ground clearance (100 – 150 mm)

### Speed

Maximum speed of a fully loaded rolltrailer should not exceed 6 km/h.

## 5 SERVICE MANUAL

### General

The trailer is of simple and strong construction. The following inspections and maintenance works should be effected within regular periods to assure safe and trouble free operation. Damaged parts have to be replaced. Replaced parts have to fulfil the specified requirements of the supplier and safety regulations.

### Rubber tyres

The rubber tyres are solid and service is not necessary, but we recommend inspection of tyres within regular intervals (approx. every 3 month), because of possible damages.

### Wheels

Inspect wheels frequently:

1. Check wheel rotation
2. Check noise and movement, if abnormal then demount wheel and check bearings
3. Replace damaged bearings

### How to demount axle

1. Lift rearside of trailer so that wheels can be rotated by hand
2. Put suitable supports under lifted trailer
3. Remove rocker arm safety plate and axle bolt
4. Shift axle out of the rocker arm
5. Lift axle
6. Remove hub cap
7. Unlock and remove securing plate and axle nuts
8. Pull out wheel (with bearings)
9. Pull out disk plate with FEY-ring

### Frame

The frame structure and weldings should be checked regularly in order to prevent major damages. In case of any bending or cracks please contact your supplier.

### Lubrication

Greasing point	No	Greasing interval
Axle pins	8	3 months
Rocker Arm pins	6	3 months


Use multi purpose bearing grease.

**A 5362 Grimaldi - Rolltrailer 40' 120 tons - 3,0 m wide**

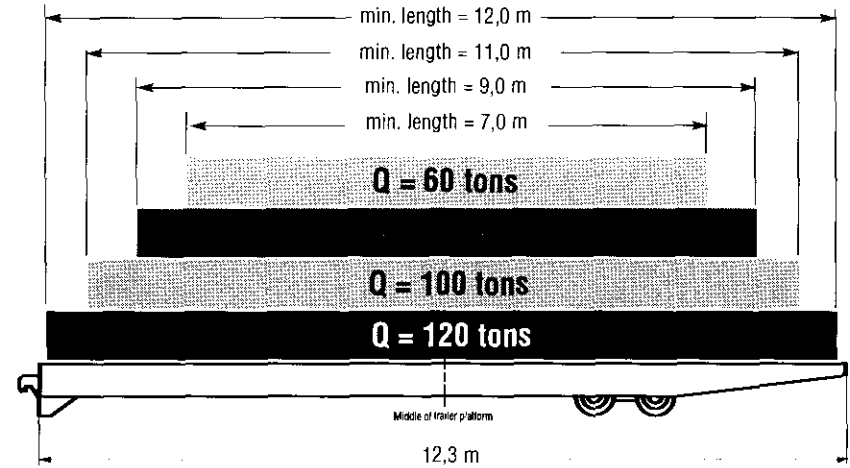
**owners reg. nos. FRGC 123016-7 to 123065-5**

**Point loads**

Point loads must be put on the platform within the marked areas

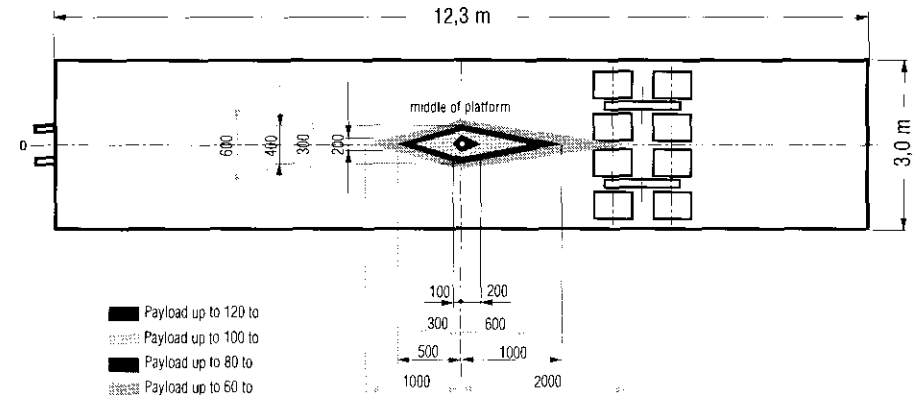


**Distributed loads**



**Load center of gravity**

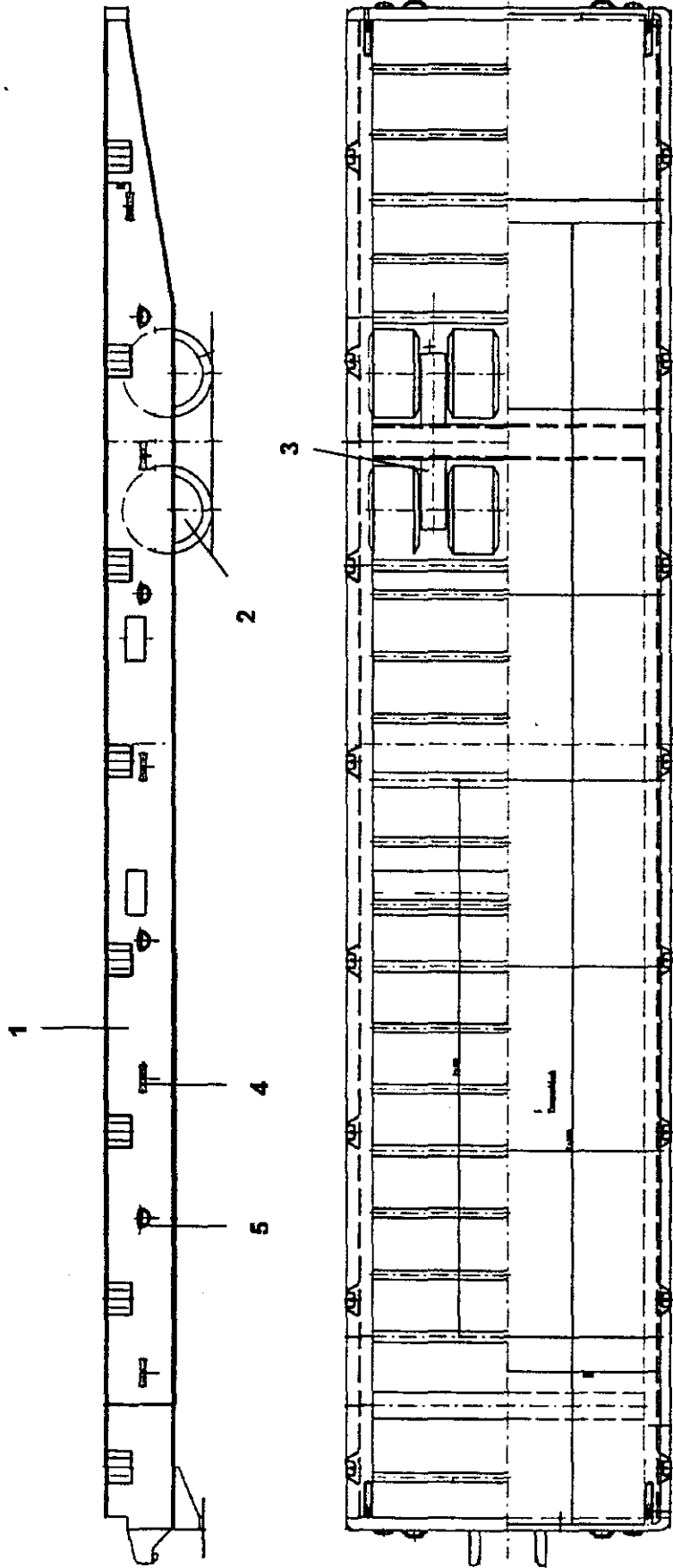
The center of gravity of the load must be within the respective marked areas



**SPARE PART LIST****7.1 GENERAL VIEW AND LASHING**

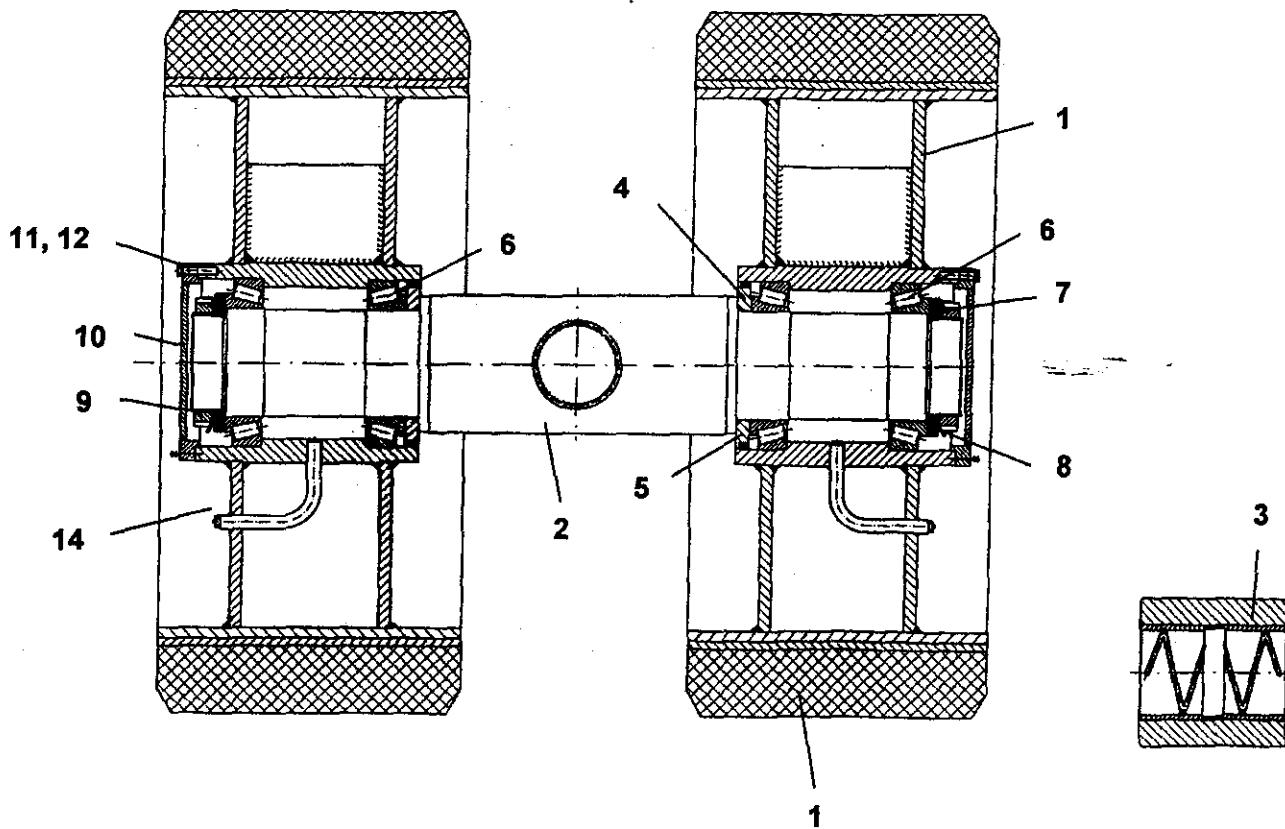
Dwg. No. 3.06.01.6029.5362		
Item	Description	Part. No / Type
1	Frame	3.06.01.6029.5362.1
2	Wheel set	3.10.29.6319.5362
3	Rocker arm	3.06.29.6427.5362
4	Cargo lashing	1130
5	D-ring	1135





## 7.2 WHEEL SET

Number of spare part list		3.10.29.6319.5362	
Item	Description		Part no
1	Rim		3.10.29.6319.5362.01
2	Axle		3.10.29.6319.5362.02
3	Bushing		740
4	Washer		3.10.29.6319.5362.04
5	Sealing ring		1030
6	Roller bearing	32022	234
7	Washer		3.10.29.6319.5362.07
8	Safety plate		3.10.29.6319.5362.08
9	Castle nut	M100 x 2	DIN 94
10	Hubcap		3.10.29.6319.5362.10
11	Hexagon bolt	M8 x 35	DIN 933
12	Spring washer	A8,5	DIN 127B
13	Solid rubber tyre		30
14	Greasing nipple	M10 x 1	DIN 71412



## 7.3 ROCKER ARM

Number of spare part list		3.06.29.6427.5362
Item	Description	Part no
1	Rocker beam	3.06.29.6427.5362.1
2	Bushing	757
3	Rocker bolt	3.06.29.6427.5362.3
4	Disk	3.06.29.6427.5362.4
5	Axle bolt	3.06.29.6427.5362.5
6	Retaining plate rocker bolt	3.06.29.6427.5362.6
7	Retaining plate axle bolt	40 x 10 DIN 15058
8	Screw	M16 x 35 DIN 933
9	Spring washer	A16,5 DIN 127B
10	Screw	M20 x 50 DIN 933
11	Spring washer	A20,5 DIN 127B
12	Greasing nipple	M10 x 1 DIN 71142

